

WORLD GLAUCOMA WEEK
(12TH March - 18th March 2023)

GANDHI MEDICAL COLLEGE

&

BHOPAL DIVISION OPHTHALMIC SOCIETY

**WELCOME YOU ALL
FOR
CME ON GLAUCOMA**

THEME- Angle Closure Disease

Thursday, March 16 th 2023 | 3-5 PM

FOLLOWED BY HIGH TEA



New premises of Department of
Ophthalmology, 11th floor, B block,
Hamidia Hospital, Gandhi Medical
College, Bhopal

Theme- Angle Closure Disease

Session officials: Dr. Kavita Kumar, Dr. Ulka Shrivastav, Dr. Vinita Ramnani, Dr. Samta Patel, Dr. Arpita

Welcome Address: Dr. Kavita Kumar (Prof & HOD GMC)

Topics: 6 min for each talk followed by 5 min discussion

1. **Overview of angle closure disease in India: Current statistics**

Dr. Poulomi BMHRC

Mentor- Dr. Hemlata Yadav

2. **Anatomy of angle structures & aqueous humor dynamics**

Dr. Nitika Tomar (RKDF Medical College H & RC)

Mentor- Dr. Vasudha Damle

3. **Pathophysiology of angle closure glaucoma**

Dr. Himanshu Singh (Chirayu Medical College)

Mentor-Anagha Chawhan

4. **Spectrum of Angle closure disease**

Dr. Aditi Sthapak (LN Medical College H & RC)

Mentor- Dr. Saba Faruqui

5. **Gonioscopy: Pearls of Gonioscopy**

Dr. Krishna Nimbalkar (Seva Sadan Eye Hospital)

Mentor- Dr. Samta patel

6. **1st Case presentation-** Dr. Nishi Prasad (Gandhi Medical College)

Mentor Dr. Aditi Dubey

7. **2nd Case presentation-** Dr. Lagna Jeeta Banerjee (PG AIIMS)

Mentor- Dr. Vidya Verma

8. **When & How: Drugs, laser therapy or surgery?**

Dr. Mahak Gupta

Mentor- Dr. Harpal Singh

9. **Declaration of Winners Poster making competition**

Vote of thanks Dr. Harpal Singh

WORLD GLAUCOMA WEEK 12th MARCH– 18th MARCH 2023

POSTER MAKING COMPETITION FOR POST GRADUATES

ORGANISED BY GMC & BDOS

Date- 16/3/23

RULES FOR COMPETITION

It will be in 2 categories

A) THEME BASED “World is bright save your sight”

Marking will be done on the basis of

1. Slogan
2. Theme
3. Colour scheme and neatness
4. Creativity

This poster will be awareness based

B) 2nd CATEGORY is based on drawings depicting anatomical structures, physiology or any pathology. You can choose any topic.

Topics are as follows:

1. Anatomy of angle structures
2. Aqueous humour dynamics and outflow
3. Pathophysiology of Angle closure glaucoma
4. Different treatment modalities in angle closure glaucoma
5. Arrangement of nerve fibre in retina and optic nerve & scotomas
6. Disc changes in glaucoma

❖ Marking will be done on the basis of

1. Accuracy in terms of anatomical, physiological, or clinical details
2. Overall understanding towards basic concepts
3. Neatness, colour scheme and over all finishing
4. Creativity

Note:

1. Minimum 2 posters one from each category from each institute.
2. Evaluation will be separate for each category.
3. Maximum 3 candidates for one poster are allowed.
4. Evaluation will be done between 12-2PM on 16/3/23. (Please fix your poster before time)
5. Standard sized drawing sheet







5











hers Day










अस्पताल परिसर में थूकना
दंडनीय अपराध है।
SPITTING IS PUNISHABLE
OFFENCE IN HOSPITAL PREMISES

DONT BE BLINDSIDED
BY GLAUCOMA



PATHOPHYSIOLOGY
OF
ANGLE CLOSURE GLAUCOMA






Speak 5 Lines To Yourself Every M
I am the best
I can do it
God is always with me
I am a winner
Today is my day





THANK YOU





5



उलूकेमा जागरूकता है जरूरी

उलूकेमा है दृष्टि का चौर
आँखों की जाँच कराए
सौ काम छोड़ ।



घूप छाँव जीवन का हिस्सा
कभी उजाला कभी अंधेरा
रात हो कितनी लंबी
उसका भी है संवेरा ।



> 40 YEARS OF AGE



FAMILY HISTORY

MRP



ति एवं स्त्री रोग वार्ड - 5 और 6
 STETRICS AND GYNAECOLOGY WARD - 5 & 6
 ति एवं स्त्री रोग वार्ड - 3 और 4
 STETRICS AND GYNAECOLOGY WARD - 3 & 4
 न चिकित्सा इकाई एवं वार्ड - 1 और 2 (प्रसूति एवं स्त्री रोग)
 AND WARD-1 & 2 (OBSTETRICS & GYNAECOLOGY)
 इन्वेंट वार्ड - कक्षा क्रं. 401 से 443
 IVATE WARD - ROOM NO. 401 TO 443
 एनसीयू, एनआईसीयू, एमएनयू एवं इटीएटी/ प्राइवेट वार्ड
 CU, NICU, MNU & ETAT / PRIVATE WARD
 ति कक्षा एवं ऑपरेशन थिएटर कॉम्प्लेक्स
 BOUR ROOM & OPERATION THEATRE COMPLEX
 शु गहन चिकित्सा इकाई एवं धैरेसीमिया डे केयर यूनिट
 SHU AND THROMBOSIS DAY CARE UNIT
 त्त रोगी विभाग (प्रसूति एवं स्त्री तथा शिशु रोग)
 ID (OBSTETRICS & GYNAECOLOGY AND PEDIATRIC)
 डेकल रिकार्ड कक्षा, सीएसएसडी, लॉन्ड्री, औषधालय
 EDICAL RECORD ROOM, CSSD, LAUNDRY, DISPENSARY

ग्यारहवीं
मंजिल
11th
FLOOR

नेत्र रोग विभाग
Ophthalmology
Department

वार्ड क्रमांक-11 A और 11 B,
नेत्र बैंक (11 C) एवं नेत्र रोग विभाग
Ward - 11 A & 11 B, Eye Bank (11 C)
& Ophthalmology Department



अस्पताल परिसर में थूकना
दंडनीय अपराध है।
SPITTING IS PUNISHABLE
OFFENCE IN HOSPITAL PREMISES

DONT BE BLINDSIDED
BY GLAUCOMA



PATHOPHYSIOLOGY
OF
ANGLE CLOSURE GLAUCOMA



अग्नि निकासी नक्शा
FIRE EVACUATION MAP
ENTH FLOOR





